



Get Their Attention! (5 minutes)

Materials: Small Candy Prizes

WELCOME kids to Camp Wannastay! **EXPLAIN** that we will have so much fun pretending to camp while we learn how to be leaders!

INTRODUCE yourself to the group as their leader. Then **SAY**:

(Cheer) **Hooray! I am so excited you campers are here today! Today we are going to celebrate each one of you! You can repeat after me!**

(**SAY** any of the following cheers, inserting child's name. Allow kids to repeat.)

- **Hey, Hey! What do you say? We all say hey to (child's name)!**
- **Howdy (child's name)! Welcome to camp today!**
- **Hip-hip-hooray! (Child's name) is here today!**
- **One, two, three! Who do you see? We see (child's name)!**

AFTER all kids have been introduced, **SAY**:

To celebrate you being here today, I have a tasty treat to share with you! (Give each child one **small candy prize**.)

Before you eat your tasty treat, say this after me: (Pause to allow kids to repeat)

Leaders (thumbs to chest)

Celebrate! (cheer)

Great job! You can eat your tasty treat now! (Kids can eat **small candy prize**.)

Application Activity (7 minutes)

Materials: Bear Hunt Guide

1. **EXPLAIN** "Going on a Bear Hunt" game for kids:

- Kids will **REPEAT** each line of the chant as leader **READS** from the **Bear Hunt Guide**.
- Leader and kids will **ACT** out motions and respond to chant.

2. Continue playing until Bear Hunt is complete, or as time allows. Then **SAY**:

We can celebrate Jesus because He is the MOST special person! Jesus thinks we are all special, too, so He also wants us to celebrate each other!

This week, don't forget that (have kids repeat after you):

Leaders (thumbs to chest)

Celebrate! (cheer)

Bible Story:

Palm Sunday

Matthew 21:1-11, 15-16; Mark 11:1-10; Luke 19:28-38

Need to Know:

Leaders

(thumbs to chest)

Celebrate!

(cheer)

Materials:

Small Candy Prizes

Bear Hunt Guide

Hand Sanitizer

Snacks

God's Story for Me Bible

Coloring Sheets

Crayons


Filler Guide


Application Activity Summary:


Kids will go on a "bear hunt" in search of ways we can be leaders by celebrating Jesus and others!

Review Questions:

Use these questions to review what kids learned today as they color:

 **In the Bible Story today, were the people SCARED to see Jesus or GLAD to see Jesus?** (Glad to see Jesus)

 **Did the children shout MEAN things to Jesus, or did they shout PRAISES to Jesus?** (Shouted praises to Jesus)

 **Can we celebrate Jesus?** (Yes) **Yes! We can celebrate Jesus by singing songs and shouting praises to Him! We can be happy for others, too!**

Wrap It Up (3 minutes)

Materials: Hand Sanitizer, Snacks, God's Story for Me Bible, Coloring Sheets, Crayons, Filler Guide

PRAY with your group, having them repeat the following after you in short phrases.

Dear Jesus, I love you! Please help me to be happy and to celebrate others. Thank you for my snack. I love you! In your name I pray. Amen!

SANITIZE hands with **hand sanitizer** and **PASS OUT snacks**.

SHOW and **READ** p.409-414 from **God's Story for Me Bible** ("Palm Sunday") as kids **EAT snacks**.

GIVE each child a **coloring sheet** and **crayons**. Ask questions, on left, as your group colors.

EXPLAIN and **PRACTICE** Remember Verse by saying:

When we are leaders, we are setting an example for others to follow. Like when your brother has a birthday party, and gets lots of presents, you can celebrate your brother instead of getting mad because he received presents and you did not.

(**SAY** each Remember Verse phrase and allow kids to repeat.)

"Set an example (thumbs to chest)

For others (point to others)

By what you say (cup hands to mouth)

And do." (pound fists)

1 Timothy 4:12 (show four fingers)

REMIND kids that if they can say the verse next week, they will win a special **Prize!**

USE Filler Guide to keep kids engaged for the remainder of the small group.