



Get Their Attention! (5 minutes)

Materials: None

WELCOME kids to Camp Wannastay! **EXPLAIN** that we will have so much fun pretending to camp while we learn how to be leaders.

INTRODUCE yourself to the group as their leader. Then **SAY**:

Singing songs around the campfire is one of my favorite things to do when I am camping. Let's sing one together now! (Sing to the tune of "The Farmer in the Dell")

I see a friend named (child's name). (Point to child.)

I see a friend named (child's name). (Point to child.)

Let's all wave and say hello! (Wave to child.)

I see a friend named (child's name). (Wave to child.)

AFTER all kids have been introduced, **SAY**:

If you are sitting around the campfire singing, should you touch the fire? (No)

That's right! When we Do What's Right (two thumbs up) by not touching the fire, we can be a good example for our little brothers or sisters!

Let me hear you say this after me: (Pause to allow kids to repeat)

Leaders (thumbs to chest)

Do What's Right! (two thumbs up)

Application Activity (7 minutes)

Materials: Camping Cards, Sticky Hand

1. **PLACE** Camping Cards in the center of the group, picture side up.
2. **EXPLAIN** game for kids:
 - Each child will use **Sticky Hand** to select one **Camping Card**.
 - Leader will read the back of the **Camping Card** aloud and allow kids to respond.
3. Continue playing until all kids have had a turn or as time allows. Then **SAY**:

You and I can be Leaders (thumbs to chest) this week as we Do What's Right (two thumbs up).

That's what we Need to Know today! Let me hear you say that after me (have kids repeat after you):

Leaders (thumbs to chest)

Do What's Right! (two thumbs up)

Bible Story:

Nehemiah Rebuilds the Walls

Nehemiah 1-3; 4:1-6;
6:15-16; 12:27, 43

Need to Know:

Leaders

(thumbs to chest)

Do What's Right!

(two thumbs up)

Materials:


- Camping Cards
- Sticky Hand
- Hand Sanitizer
- Snacks
- God's Story for Me Bible
- Coloring Sheets
- Crayons
- Filler Guide


Application Activity Summary:


Kids will have fun choosing camping items that will help them to discover how to be leaders who do what's right!

Review Questions:

Use these questions to review what kids learned today as they color:

 **In the Bible Story today, did Nehemiah want to knock the walls DOWN or REBUILD the broken walls?**
(Rebuild the broken walls)

 **Were the people in Jerusalem MAD about helping fix the walls or HAPPY to help fix the walls?**
(Happy to help fix the walls)

 **That's right! God helped Nehemiah Do What's Right**
(two thumbs up)
and God will help YOU Do What's Right
(two thumbs up),
too!

Wrap It Up (3 minutes)

Materials: Hand Sanitizer, Snacks, God's Story for Me Bible, Coloring Sheets, Crayons, Filler Guide

PRAY with your group, having them repeat the following after you in short phrases.

Dear God, please help me do what's right every day. Thank you for my snack. I love you! In Jesus' name I pray. Amen!

SANITIZE hands with **hand sanitizer** and **PASS OUT snacks**.

SHOW & READ p.226-229 from **God's Story for Me Bible** ("Nehemiah Rebuilds the Walls") as kids **EAT snacks**.

GIVE each child a **coloring sheet** and **crayons**. Ask questions, on left, as your group colors.

EXPLAIN and **PRACTICE** Remember Verse by saying:

When we are leaders, we are setting an example for others to follow. Like if your grandmother tells you to eat all of your vegetables, you can eat them all and not try to throw them away. When you obey, you are leading as you do what's right!

Now say this after me: (Allow kids to repeat each phrase)

"Set an example (thumbs to chest)

For others (point to others)

By what you say (cup hands to mouth)

And do." (pound fists)

1 Timothy 4:12 (show four fingers)

USE Filler Guide to keep kids engaged for the remainder of the small group.