



Get Their Attention! (5 minutes)

Materials: None

WELCOME kids to Camp Wannastay! **EXPLAIN** that we will have so much pretending to camp while we learn how to be leaders!

INTRODUCE yourself to the group as their leader. Allow kids to **INTRODUCE** themselves to the group by saying their names.

AFTER all kids have been introduced, **SAY**:

Let's all stand up and get ready to go on a hike! (Everyone stands.) **While we are hiking, we have to OBEY** (salute), **or do what we are told, so we don't get lost! Here we go!** (**SAY & DO** each of the following, allowing kids to repeat/follow.)

(March in place) **Hike & hike & hike & hike &** (squat low) **REST.**

(Squat low & lightly bounce) **Rest & rest & rest & rest &** (march in place) **HIKE.**

(Run in spot) **Run & run & run & run &** (freeze in spot) **STOP.**

(Jump) **Jump & jump & jump & jump &** (sit in spot) **DROP.**

AFTER all kids are sitting in spots, **SAY**:

You did a great job OBEYING (salute), **or doing what you were told, on our hike! When we OBEY** (salute), **we are being great leaders!**

Let me hear you say this after me: (Pause to allow kids to repeat)

Leaders (thumbs to chest)

Obey! (salute)

Application Activity (7 minutes)

Materials: Frames, Leader Guide, Washable Markers, Decorations

1. **GIVE** each child one **Frame**.
2. **READ** directions from **Leader Guide** to kids. Have kids **COLOR** and **DECORATE** their **frames** according to the directions.
3. After kids have decorated **frames**, or as time allows, **SAY**:

God wants us to be Leaders (thumbs to chest) **that Obey** (salute). **When we obey our leaders at home, we are setting a good example for others!**

This week, don't forget that (have kids repeat after you):

Leaders (thumbs to chest)

Obey! (salute)

Bible Story:

David the Hero

1 Samuel 17

Need to Know:

Leaders

(thumb to chest)

Obey!

(salute)

Materials:

Frames

Leader Guide

Washable Markers

Decorations

Hand Sanitizer

Snacks

God's Story for Me Bible

Coloring Sheets

Crayons


Filler Guide


Application Activity Summary:


Kids will practice being leaders who OBEY as they decorate a special frame to give to a special leader in their life.

Lesson Review:

Use these questions to review what kids learned today as they color:

 **In the Bible Story today, when David's dad told him to take food to his brothers, did David say "no way" or did David OBEY (salute)?** (David obeyed)

 **Do you think it made God SAD (make sad face) or HAPPY (make happy face) when David OBEYED (salute) his dad?** (Happy)

 **Can you and I be leaders that OBEY (salute), just like David? (Yes) Yes! We can be just like David and OBEY our dads, moms & teachers. When we do, we set a good example for others in what we say and do.**

Wrap It Up (3 minutes)

Materials: Hand Sanitizer, Snacks, God's Story for Me Bible, Coloring Sheets, Crayons, Filler Guide

PRAY with your group, having them repeat the following after you in short phrases.

Dear God, thank you for being my leader. Please help me obey all my leaders every day. Thank you for my snack. I love you! In Jesus' name I pray. Amen!

SANITIZE hands with **hand sanitizer** and **PASS OUT snacks**.

SHOW and **READ** p.171-176 from the **God's Story for Me Bible** ("David the Hero") as kids **EAT snacks**.

GIVE each child a **coloring sheet** and **crayons**. Ask questions, on left, as your group colors.

EXPLAIN and **PRACTICE** Remember Verse by saying:

When we are leaders, we are setting an example for others to follow. Like if your dad asks you to help your little brother down the stairs, you can say, "Yes, sir," and OBEY instead of saying, "No way," and getting into trouble.

Let me hear you say this after me: (Allow kids to repeat each phrase)

"Set an example (thumbs to chest)

For others (point to others)

By what you say (cup hands to mouth)

And do." (pound fists)

1 Timothy 4:12 (show four fingers)

USE Filler Guide to keep kids engaged for the remainder of the small group.