



Get Their Attention! (5 minutes)

Materials: None

WELCOME kids to Camp Wannastay! **EXPLAIN** that we will have so much fun pretending to camp while we learn how to be leaders!

INTRODUCE yourself to the group as their leader. Then **SAY**:

Today we are pretending to camp in tents (make roof over head with arms) in our backyard! When it is your turn, tell us your name and one person you would want to go camping with you.

(Make roof over head with arms) *My name is (YOUR name), and I would want my sister to go camping with me.*

(Allow kids to introduce themselves to group and share who they would choose to go camping with.)

AFTER all kids have been introduced, **SAY**:

When we go camping, we need a leader who can show us how to roast marshmallows and go on bear hunts!

In fact, we need a leader every day who shows us what to do and say. Do you know who wants to be our leader? Jesus does!

He's the perfect leader, so everybody say this after me: (Pause to allow kids to repeat.)

Jesus (point up)

Is My Leader! (thumbs to chest)

Application Activity (7 minutes)

Materials: Fish Cards, Fishing Net

1. **PLACE** Fish Cards in Fishing Net.
2. **EXPLAIN** game for kids:
 - Each child will close his/her eyes and select one **card** from **net**.
 - Leader will read **card** aloud and allow kids to respond.
3. Continue playing until all **Fish Cards** have been read aloud or as time allows. Then **SAY**:

We can follow Jesus every day by doing and saying things just like Him! When Jesus is our leader, we can set a good example for others in what we say and do!

This week, don't forget that (have kids repeat after you):

Jesus (point up)

Is My Leader! (thumbs to chest)

Bible Story:

Jesus Chooses Helpers

Matthew 4:18-22;

Luke 5:27-28, 6:12-16,

9:1-6

Need to Know:

Jesus

(point up)

Is My Leader!

(thumbs to chest)

Materials:

Fish Cards

Fishing Net

Hand Sanitizer

Snacks

Bible Story Picture Cards

Coloring Sheets

Crayons




Filler Guide

Application Activity Summary:

Kids will "GO FISHING" in search of ways we can follow Jesus and be leaders like Him!

Review Questions:

Use these questions to review what kids learned today as they color:

-  **In the Bible Story today, did the fishermen RUN from Jesus or FOLLOW Jesus?** (Follow Jesus)
-  **Did Jesus HIDE from the men or did He LEAD the men?** (He led the men)
-  **Can we follow Jesus as our leader?** (Yes) **Yes! We can be just like the men in our story and follow Jesus. When we follow Jesus we just say what He would say and do what He would do.**

Wrap It Up (3 minutes)

Materials: Hand Sanitizer, Snacks, Bible Story Picture Cards, Coloring Sheets, Crayons, Filler Guide

PRAY with your group, having them repeat the following after you in short phrases.

Dear Jesus, thank you for being my leader. Please help me follow you every day. Thank you for my snack. I love you! In your name I pray. Amen!

SANITIZE hands with **hand sanitizer** and **PASS OUT snacks**.

SHOW & READ Bible Story Picture Cards ("Jesus Chooses Helpers") as kids **EAT** snacks. Have kids follow prompts to "Follow the Leader" as they listen to the story.

GIVE each child a **coloring sheet** and **crayons**. Ask questions, on left, as your group colors.

EXPLAIN and **PRACTICE** Remember Verse by saying:

When Jesus is our leader, we say what He would say and do what He would do. When we follow Jesus, we can set an example for others to follow!

(**SAY** each Remember Verse phrase and allow kids to repeat.)

"Set an example (thumbs to chest)

For others (point to others)

By what you say (cup hands to mouth)

And do." (pound fists)

1 Timothy 4:12 (show four fingers)

USE Filler Guide to keep kids engaged for the remainder of the small group.